

FemoralCannulae

Arterial and venous Femoral Cannulae



Your innovative partner
in medicine
technology.



 Cardio Medical
Cardio Vision®

Femoral Cannulae

Arterial and venous Cannulae

CV Femoral Cannulae are part of the extensive CV cannulae programme. The CV Femoral Cannulae are designed to connect the femoral vessels to an extracorporeal circuit.

- **Simple, quick and safe**

The cannulation aids provide a simple, quick and safe implantation of the CV Femoral Cannulae via the Seldinger Technique.

- **Flexible and transparent technique**

The CV Femoral Cannulae are extremely user friendly due to their highly transparent material, this enables a clear and controlled work performance. The use of polyurethane (PU) instead of PVC provides a higher cannula flexibility as well as a thinner wall. The flexibility of the CV Femoral Cannulae significantly reduces the danger of injury to the femoral vessel walls and enables uncomplicated insertion into the femoral vessels.

- **Adaptability**

To ensure a problem-free application for all patient groups the CV Femoral Cannulae are provided in following lengths and diameters.

- **Sterility & Quality**

CV Femoral Cannulae are sterilised with ethylene-oxide and are supplied in a sterile packaging. All CV products are subject to regular quality controls in order to ensure a consistently high product quality.

- **Circulation support**

The support or replacement of the heart-lung function during and after surgery is ensured by the connection to an extra-corporeal circuit.

- **Easy location of the cannula end**

The insertion depth of the cannula can be exactly determined by the length marking on the cannula.

- **Order flexibility – individual & variable**

The CV Femoral Cannulae and components are available either as complete kit or separately, to assure that you can choose the products as required for the specific application. Whether for use with the Seldinger Technique or for surgical implantation, you can order the appropriate CV Femoral Cannulae and components as required.

- **CV Femoral Cannulae Kit**

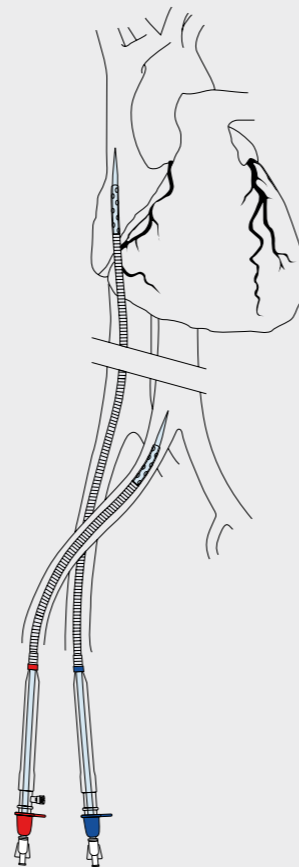
contains accessories for the Seldinger Technique

- Femoral Cannulae arterial/venous
- Puncture needle
- 3 vessel dilators in various diameters
- Guide wire
- Scalpel



implantable length	diameters in french (= Fr*)	connector
arterial	160 mm 3/8" and 3/8" with LL	16 Fr, 18 Fr, 20 Fr, 22 Fr, 24 Fr, 26 Fr
venous	580 mm 3/8" and 3/8" with LL	18 Fr, 20 Fr, 22 Fr, 24 Fr, 26 Fr, 28 Fr

Cardio Vision®



Femoral Cannulae

Arterial and venous Cannulae

The CV Femoral Cannulae are principally intended for application with the following indications:

- **Heart surgery and relapse application**

The CV Femoral Cannulae are used for heart surgery and relapse applications. With a relapse application, an injury to the heart might occur when opening the thorax, because after a prior surgery, the heart and the sternum might have grown together, or the sternum might be placed on top of the heart because of its change in position or its filling state. In order to avoid injuries to the heart at the opening of the thorax, the blood is sucked from the patient with the CV Femoral Cannulae before the sternum gets dissected. With this method, the total volume of the heart is reduced and the adhesion between heart and sternum released.

- **Ascendens Aneurysma**



The CV Femoral Cannulae can be used with this surgical application to extract volume into the extracorporeal circuit. The stressed aneurysm area is so released from pressure and volume and a safe opening of the thorax is made possible.

- **Extracorporeal life support**

In case of a cardiac arrest, the CV Femoral Cannulae provide the connection to an external system for extracorporeal life support. For this purpose, the CV Femoral Cannulae are connected to a closed ECLS system with the DELTASTREAM® and the HILITE® Oxygenator.

- **Extracorporeal lung replacement**

Extracorporeal lung replacement by connection to an ECMO-system (extracorporeal membrane oxygenation). The therapeutic principal of ECMO application is to provide sufficient CO₂-Elimination and oxygenation of the blood. In addition the risk of baro- and volume trauma and the oxygen toxicity induced by conventional respiration is reduced. The ECMO can replace the gas-exchange either partially or completely. The oxygenation is performed extracorporeal by the connection of the CV Femoral Cannulae to the HILITE® Oxygenator, with which also the regulation of the arterial blood temperature can be controlled.




Ordering information

FEMORAL CANNULAE	Code
Femoral Cannulae with cannulation aid, arterial	CV- FKA***
Femoral Cannulae with cannulation aid, venous	CV- FKV***
Femoral Cannulae Kit, arterial contains Femoral Cannulae, cannulation aid, puncture needle, 3 dilators, guide wire, scalpel	CV- FKA***
Femoral Cannulae Kit, venous contains Femoral Cannulae, cannulation aid, puncture needle, 3 dilators, guide wire, scalpel	CV- FKV***
Insertion Kit, arterial contains puncture needle, 4 dilators, guide wire, scalpel	CV- FKIA***
Insertion Kit, venous contains puncture needle, 4 dilators, guide wire, scalpel	CV- FKIV***

The CV Femoral Cannulae are available with or without Luer Lock.

Cardio Vision®



Cardio Medical GmbH
Industriestr. 3A
30855 Langenhagen

Tel: +49 - 511 - 724 85 48

Fax: +49 - 511 - 724 85 50

info@cardiomedical.de

www.cardiomedical.de